

Toll free: 1877 226 3348    [www.banffinfo.com](http://www.banffinfo.com)



# Best of Banff—3 Nights



## Your In Car Guide

With 'GyPSy' – you won't miss a thing on your driving vacation. It automatically triggers as you arrive at points along your days travel, telling you about the landscape, stories of explorers and pioneers, where to slow down and watch for wildlife, prepare for important intersections and just quirky tales of Canadiana.



## Package Rates include; (per person)

**3 nights Banff**  
**3 day car rental (mid)**

### Dates: June-Sept

(contact us for low season rates)

### Note:

All prices are based on peak season June—Sept, double occupancy, availability and are subject to change. Taxes excluded.

Packages can be customized to include  
\*activities and different accommodation levels nightly.

Economical (\$)	\$385
Superior (\$\$\$)	\$526
Luxury (\$\$\$\$)	\$738

## Self Drive Tour of the Canadian Rockies with your Personal GPS Tour Guide—GyPSy™



**Cascade Mountain**

**Day 1. Banff.** Begin your vacation by picking up your GyPSy Guide from either Calgary Airport or downtown Banff. Drive into Banff and follow the set Tour of Banff, stopping at Bow Falls, Surprise Corner, the Hoodoos and Lake Minnewanka. Take the [boat cruise](#), or if you want to be more active, [rent a mountain bike](#)\* or [canoe](#)\* for an hour or two out the short distance from town to Vermillion Lakes. Don't forget to take your camera – the changing colours on Mt Rundle make for a great sunset photo. Finally pick up supplies for tomorrow's picnic lunch at the Bison Deli on Bear St.

### Overnight Banff.


**Day 2. Lake Louise, Moraine Lake & Icefields Parkway.** A busy day awaits you, so it's an early start. Drive out to Moraine

Lake and enjoy the early morning calm on the lake – the best time for scenic reflections. Onto Lake Louise and walk the lakeshore trail to the end of the lake towards Victoria Glacier. Then start the drive north on the Icefields Parkway #93, stopping at the many viewpoints, all are spectacular. Especially don't miss Bow Summit & Peyto Lake. Just before the Athabasca Glacier stop at Parker Ridge. Take the picnic lunch and after a short but steep trail (250m elevation gain), be rewarded with great views of the Saskatchewan Glacier. Finally drive onto the Icefield Centre and take a IceExplorer tour\* up onto the glacier. (no reservations required). At your leisure drive back to Banff. If you are feeling energetic you could also fit in the short hike to Johnston Canyon (between Lake Louise and Banff on the Bow Valley Parkway 1A), or if you prefer to relax, a drink at historic Num-Ti-Jah Lodge, just north of Lake Louise. **Overnight Banff.**



**Moraine Lake**

**Day 3. Banff.** A day for adventure! Take a [whitewater rafting trip](#)\* to the Kicking Horse River or an [Explorer horseback ride](#)\*, both



**Horseback Riding**

options include a BBQ lunch in the great outdoors. Relax at the end of the day in the Upper Hot Springs\* overlooking the Town of Banff.

### Overnight Banff.

**Day 4. Banff.** A free morning to take the [Banff Gondola](#)\* for a final view of Banff, visit the Cave and Basin\* historical site, a museum, art gallery or just shop for souvenirs along Banff Ave.



**Ice Explorer Tour**

Toll free: 1877 226 3348    [www.banffinfo.com](http://www.banffinfo.com)

Toll free: 1877 226 3348    [www.banffinfo.com](http://www.banffinfo.com)



## Banff Lake Louise—3 Nights



### Self Drive Tour of the Canadian Rockies with your Personal GPS Tour Guide—GyPSy™

**GyPSy In Car Guide**  
With your In Car Tour Guide – 'GyPSy' – you won't miss a thing on your driving vacation. It automatically triggers as you arrive at points along your days travel, telling you about the landscape, stories of explorers and pioneers, where to slow down and watch for wildlife, prepare for important intersections and just quirky tales of Canadiana.



**Lake Minnewanka**

**Day 1. Banff.** Begin your vacation by picking up your GyPSy Guide from either Calgary Airport or downtown Banff. Drive into Banff and follow the set Tour of Banff, stopping at Bow Falls, Surprise Corner, the Hoodoos and Lake Minnewanka. Take the [boat cruise](#), or if you want to be more active, [rent a mountain bike](#)\* or [canoe](#)\* for an hour or two out the short distance from town to **Vermillion Lakes**. Don't forget to take your camera – the changing colours on Mt Rundle make for a great sunset photo. Finally pick up supplies for tomorrow's picnic lunch at the Bison Deli on Bear St. **Overnight Banff.**

**Day 2. Banff.** A day for adventure! Take a whitewater rafting trip\* to the Kicking Horse River or an Explorer horseback ride\*, both options include a BBQ lunch in the great outdoors. Relax at the end of the day in the Upper Hot Springs\* overlooking the Town of Banff. **Overnight Banff.**



**Whitewater Rafting**

#### Package Rates include; (per person)


**2 nights Banff**  
**1 night Lake Louise**  
**3 day car rental (mid)**

**Dates: June-Sept**  
(contact us for low season rates)

**Note:**  
All prices are based on peak season June—Sept, double occupancy, availability and are subject to change. Taxes excluded.

Packages can be customized to include  
\*activities and different accommodation levels nightly.

Economical (\$)	\$407
Superior (\$\$\$)	\$541
Luxury (\$\$\$\$)	\$880



**Peyto Lake**

**Day 3. Lake Louise, Moraine Lake & Icefields Parkway.** A busy day awaits you, so it's an early start. Drive out to Moraine Lake and enjoy the early morning calm on the lake – the best time for scenic reflections. Onto Lake Louise and walk the lakeshore trail to the end of the lake towards Victoria Glacier. Then start the drive north on the Icefields Parkway #93, stopping at the many viewpoints, all are spectacular. Especially don't miss Bow Summit & Peyto Lake. Just before the Athabasca Glacier stop at Parker Ridge. Take the picnic lunch and after

a short but steep trail (250m elevation gain), be rewarded with great views of the Saskatchewan Glacier. Finally drive onto the Icefield Centre and take a IceExplorer tour\* up onto the glacier. (No reservations required). At your leisure drive back to Banff. enjoy a drink at historic Num-Ti-Jah Lodge, just north of Lake Louise. **Overnight Lake Louise.**

**Day 4. Lake Louise.** On your final day drive slowly along the Bow Valley Parkway 1A) from Lake Louise to Banff. This is a wilderness corridor so keep the speed down and allow plenty of space if you do see wildlife. The short trail hike to Johnston Canyon (between Lake Louise and Banff on the Bow Valley Parkway 1A), is a great way to cool off if a hot day or stretch the legs if you have a long day of travelling ahead.



**Johnston Canyon**

Toll free: 1877 226 3348    [www.banffinfo.com](http://www.banffinfo.com)



Toll free: 1877 226 3348    [www.banffinfo.com](http://www.banffinfo.com)



## Taste of the Rockies — 5 Nights



### Self Drive Tour of the Canadian Rockies with your Personal GPS Guide—GyPSy™

**GyPSy In Car Guide**  
With your In Car Tour Guide – 'GyPSy' – you won't miss a thing on your driving vacation. It automatically triggers as you arrive at points along your days travel, telling you about the landscape, stories of explorers and pioneers, where to slow down and watch for wildlife, prepare for important intersections and just quirky tales of



#### Package Rates include; (per person)

**2 nights Banff**  
**2 nights Jasper**  
**1 night Lake Louise**  
**5 day car rental (mid)**

**Dates: June-Sept**  
(contact us for low season rates)

**Note:**  
All prices are based on peak season June— Sept, double occupancy, availability and are subject to change. Taxes excluded.

Packages can be customized to include  
\*activities and different accommodation levels nightly.

Economical (\$)	\$621
Superior (\$\$\$)	\$800
Luxury (\$\$\$\$)	\$1501

**Day 1. Banff.** Begin your vacation by picking up your GyPSy Guide from either Calgary Airport or downtown Banff. Drive into Banff and follow the set Tour of Banff, stopping at Bow Falls, Surprise Corner, the Hoodoos and Lake Minnewanka. Take the [boat cruise](#), or if you want to be more active, [rent a mountain bike](#)\* or [canoe](#)\* for an hour or two out the short distance from town to Vermillion Lakes. Don't forget to take your camera – the changing colours on Mt Rundle make for a great sunset photo. Finally pick up supplies for tomorrow's picnic lunch at the Bison Deli on Bear St.

#### Overnight Banff.



Mt Rundle



Horseback Riding

#### Day 2. Horseback Riding.

One of the most popular and scenic trail rides through the Spray River Valley, [The Explorer](#) is a must for all visitors to Banff. While a BBQ lunch is being prepared western style, take the opportunity to explore the shores of the Spray River. On the homeward trek you will ride along the base of Mt. Rundle, offering unique views of the Spray River. During the evening pick up supplies for tomorrow's picnic lunch at the Bison Deli on Bear St. Finish the day by soaking away in natural Upper Hot Springs. Great views looking down to the townsite and surrounding mountains. **Overnight Banff.**

**Day 3. Banff - Jasper.** Take the 93A towards the Icefields Centre at the Athabasca Glacier, you will see many viewpoints, all are spectacular. Especially don't miss Bow Summit & Peyto Lake. At Saskatchewan River Crossing turn off onto Highway 11 to the [Icefield Helicopter Tours](#)\*, Cline River helipad. Take that picnic lunch as a special add on to any sightseeing flight for a one hour stopover on any alpine lake or ridgeline. Finally drive onto the Athabasca Glacier and explore the Icefield Centre. At your leisure drive onto the townsite of Jasper. **Overnight Jasper.**



Icefield Helicopter Tours

Toll free: 1877 226 3348    [www.banffinfo.com](http://www.banffinfo.com)



### **Restaurant Suggestions**

#### **Banff**

Buffalo Mountain Lodge  
Banff Springs Hotel  
Bison  
Muk a Muk  
Saltlik  
Café Soleil  
Typhoon  
Barpa Bills

#### **Lake Louise**

Chateau Lake Louise  
Post Hotel  
Moraine Lake Lodge  
Lake Louise Hostel

#### **Yoho/Golden**

Emerald Lake Lodge  
Cathedral Mtn Lodge  
Eagle's Eye— 7,700 ft at  
Kicking Horse Mtn Resort  
Corks Restaurant -  
Kicking Horse Mtn Resort  
Truffle Pigs Cafe

#### **Jasper**

Jasper Park Lodge  
Tekarra Lodge  
Fiddle River  
The Pines  
La Fiesta

## **Taste of the Rockies 5 Days—cont**




**Whitewater Rafting Jasper**

**Day 4. Jasper.** Start the day by getting a little wet. [Whitewater rafting](#)\* has become the pre-eminent summer outdoor activity in the Canadian Rockies. A perfect day excursion for visitors seeking some excitement in the Canadian outdoors. Just about everyone can raft, there are a number of rivers and levels suitable for all ages. Have a light lunch back in the Jasper townsite and then drive out to Maligne Canyon (about 15 mins east of Jasper) and hike the 3.7 km interpretive trail with foot bridges over and around the canyon. Continue driving to Maligne Lake, whose beauty is legendary. Finish the day by

driving out to Miette Hot Springs\* at dusk, where you may view wildlife along the road. Drive slowly and carefully. **Overnight Jasper.**

**Day 5. Jasper—Lake Louise.** There are many worthwhile viewpoints along the Icefields Parkway, this is another day to catch up and enjoy some more. We would recommend the short, but steep trail at Parker's Ridge. You are rewarded with spectacular views of the Saskatchewan Glacier. Continue on spending most of the day sightseeing. You can avoid any crowds at the popular Lake Louise, Moraine Lake or Emerald Lakes by arriving late. All have short and easy lakeshore trails and great lakeside dining options. **Overnight Lake Louise.**



**View from Parker's Ridge**



**Lake Louise**

**Day 6. Lake Louise.** On your final day drive slowly along the Bow Valley Parkway 1A, from Lake Louise to Banff. This is a wilderness corridor so keep the speed down and allow plenty of space if you do see wildlife. The short trail hike to Johnston Canyon, is a great way to cool down on a hot day or stretch the legs if you have a long travel day ahead.



Toll free: 1877 226 3348    [www.banffinfo.com](http://www.banffinfo.com)



# Real Rockies — 7 Nights



## Self Drive Tour of the Canadian Rockies with your Personal GPS Tour Guide—GyPSy™

**GyPSy In Car Guide**  
With your In Car Tour Guide – 'GyPSy' – you won't miss a thing on your driving vacation. It automatically triggers as you arrive at points along your days travel, telling you about the landscape, stories of explorers and pioneers, where to slow down and watch for wildlife, prepare for important intersections



**Mountain Biking**

**Day 1. Banff.** Begin your vacation by picking up your GyPSy Guide from either Calgary Airport or downtown Banff. Drive into Banff and follow the set Tour of Banff, stopping at Bow Falls, Surprise Corner, the Hoodoos and Lake Minnewanka. Take the [boat cruise](#), or if you want to be more active, [rent a mountain bike](#)\* or [canoe](#)\* for an hour or two out the short distance from town to Vermillion Lakes. Don't forget to take your camera – the changing colours on Mt Rundle make for a great sunset photo. Finally pick up supplies for tomorrow's picnic lunch at the Bison Deli on Bear St.  
**Overnight Banff.**

**Day 2. Banff Hike & Wildlife.** [Sunshine Meadows](#)\* are known by many as the most stunning alpine setting in the Canadian Rockies. Situated at an average elevation of 2220m (7,300'), the meadows straddle the Continental Divide and the boundary between Alberta and British Columbia. Surrounded by

some of the Rockies' highest peaks, the unobstructed views are beyond compare. The brilliance of the summer flowers and autumn larches guarantees spectacular scenery on every visit. The number of daily visitors to the Sunshine Meadows is limited by a shuttle bus operating daily from Banff at 9.30am. Appropriate clothing for a full day hike is required. Bring a lunch. Finish an outdoor day by going on a [Wildlife Safari](#)\* at 6.30pm. Leave the tour with a greater understanding of the National Park and its' animals—95% of tours see wildlife. **Overnight Banff.**



**Sunshine Meadows**

### Package Rates include; (per person)

**3 nights Banff**  
**3 nights Jasper**  
**1 night Lake Louise**  
**7 day car rental (mid)**

**Dates: June-Sept**  
(contact us for low season rates)

#### **Note:**

All prices are based on peak season June—Sept, double occupancy, availability and are subject to change. Taxes excluded.

Packages can be customized to include  
\*activities and different accommodation levels nightly.

Economical (\$)	\$951
Superior (\$\$\$)	\$1068
Luxury (\$\$\$\$)	\$2003



**Whitewater Rafting in Kananaskis**

**Day 3. Whitewater Rafting.** [Whitewater rafting](#) has become the pre-eminent summer outdoor activity in the Canadian Rockies. A perfect day excursion for visitors seeking some excitement in the Canadian outdoors. Just about everyone can raft, there are a number of areas and levels suitable for all ages.  
**Overnight Banff.**

Toll free: 1877 226 3348    [www.banffinfo.com](http://www.banffinfo.com)



### Dining Suggestions

#### Banff

Buffalo Mountain Lodge  
Banff Springs Hotel  
Bison  
Muk a Muk  
Saltlik  
Café Soleil  
Typhoon  
Barpa Bills

#### Lake Louise

Chateau Lake Louise  
Post Hotel  
Moraine Lake Lodge  
Lake Louise Hostel

#### Yoho/Golden

Emerald Lake Lodge  
Cathedral Mtn Lodge  
Eagle's Eye— 7,700 ft at  
Kicking Horse Mtn Resort  
Corks Restaurant -  
Kicking Horse Mtn Resort  
Truffle Pigs Cafe

#### Jasper

Jasper Park Lodge  
Tekarra Lodge  
Fiddle River  
The Pines  
La Fiesta

## Real Rockies 7 Days—cont

**Day 4 Banff - Jasper.** Take the 93A towards the Icefields Centre at the Athabasca Glacier, you will see many viewpoints, all are spectacular. Especially don't miss Bow Summit & Peyto Lake. At Saskatchewan River Crossing turn off onto Highway 11 to the [Icefield Helicopter Tours\\*](#), Cline River helipad. Take that picnic lunch on a special treat add on, to any sightseeing flight, for a one hour stopover on any alpine lake or ridgeline. Finally drive onto the Athabasca Glacier and explore the Icefield Centre. At your leisure drive onto the townsite of Jasper. **Overnight Jasper.**



**Icefield Centre at Athabasca Glacier**

**Day 5. Jasper.** Drive out to Maligne Canyon (about 15 mins east of Jasper) and hike the 3.7 km interpretive trail with foot bridges over and around the canyon. Continue driving to Maligne Lake, whose beauty is legendary. Take the 90min [boat cruise\\*](#) with guided commentary (departs every hour in summer) and enjoy a short walk around the famous Sprit Island. Finish the day by driving out to Miette Hot Springs at dusk, where you may see wildlife along the road. Drive slowly and carefully!



**Maligne Lake Cruise**

#### Overnight Jasper .

**Day 6. Mount Edith Cavell Hike.** Drive 30 mins south of Jasper via the #93A and hike the switchback interpretive loop beginning on the Cavell Meadows Trail and return via the Path of the Glacier. Trek up to the alpine meadows with views of the Angel Glacier and Mt Edith Cavell. Return to Jasper for a light lunch and drive over to Pyramid Lake, enjoying a canoe or boat rental\* to explore the lake more thoroughly.

#### Overnight Jasper.

#### Day 7. Jasper—Lake Louise, Emerald Lake & Moraine

**Lakes.** Drive South back on the 93, stopping at any viewpoints you missed on the way up. Drive back towards Moraine Lake and admire the Valley of the Ten Peaks well known and previously displayed on the old Canadian \$20 bill.

#### Overnight Lake Louise.

**Day 8. Lake Louise.** On your final day drive slowly along the Bow Valley Parkway 1A from Lake Louise to Banff. This is a wilderness corridor so keep the speed down and allow plenty of space if you do see wildlife. The short trail hike to Johnston Canyon is a great way to stretch the legs if you have a long travel day ahead.



**Grizzly Bear**



Toll free: 1877 226 3348    [www.banffinfo.com](http://www.banffinfo.com)



## Ultimate Rocky Mountains —9 Nights



### Self Drive Tour of the Canadian Rockies with your Personal GPS Tour Guide—GyPSy™

#### GyPSy In Car Guide

With your In Car Tour Guide – 'GyPSy' – you won't miss a thing on your driving vacation. It automatically triggers as you arrive at points along your days travel, telling you about the landscape, stories of explorers and pioneers, where to slow down and watch for wildlife, prepare for important intersections and just quirky tales of



#### Package Rates include; (per person)

**1 night Kananaskis**  
**3 nights Banff**  
**2 nights Jasper**  
**3 nights Lake Louise**  
**9 day car rental (mid)**

#### Dates: June-Sept


(contact us for low season rates)

#### Note:

All prices are based on peak season June— Sept, double occupancy, availability and are subject to change. Taxes excluded.

Packages can be customized to include \*activities and different accommodation levels nightly.

Economical (\$)	\$1104
Superior (\$\$\$)	\$1421
Luxury (\$\$\$\$)	\$2677



Kananaskis—"K—Country"

**Day 2. Banff Hike & Wildlife.** Sunshine Meadows\* are known by many as the most stunning alpine setting in the Canadian Rockies. Situated at an average elevation of 2220m (7,300'), the meadows straddle the Continental Divide and the boundary between Alberta and British Columbia. Surrounded by some of the Rockies' highest peaks, the unobstructed views are beyond compare. The brilliance of the summer flowers and autumn larches guarantees spectacular scenery on every visit. The number of daily visitors to Sunshine Meadows is limited by a shuttle bus operating every half hour from 9.30am from the Sunshine car park. Appropriate clothing for a full day hike is required. Bring a lunch. Finish an outdoor day by going on a Wildlife Safari\* at 6.30pm. Leave the tour with a greater understanding of the National Park and its' animals—95% of tours see wildlife.

#### Overnight Banff.



Sunshine Meadows



Bow Falls

#### Day 3. Horseback Riding—Banff.

One of the most popular and scenic trail rides through the Spray River Valley, The Explorer\* is a must for all visitors to Banff. While lunch is being prepared western style, take the opportunity to explore the shores of the Spray River. On the homeward trek you will ride along the base of Mt. Rundle, offering unique views of the Spray River.

#### Overnight Banff.

#### Day 4. Whitewater Rafting. Whitewater

rafting\* has become the pre-eminent summer outdoor activity in the Canadian Rockies. A perfect day excursion for visitors seeking some excitement in the

Canadian outdoors. Just about everyone can raft, there are a number of areas and levels suitable for all ages. **Overnight Banff.**

Toll free: 1877 226 3348    [www.banffinfo.com](http://www.banffinfo.com)



### **Dining Suggestions**

#### **Banff**

Buffalo Mountain Lodge  
Banff Springs Hotel  
Bison  
Muk a Muk  
Saltlik  
Café Soleil  
Typhoon  
Barpa Bills

#### **Lake Louise**

Chateau Lake Louise  
Post Hotel  
Moraine Lake Lodge  
Lake Louise Hostel

#### **Yoho/Golden**

Emerald Lake Lodge  
Cathedral Mtn Lodge  
Eagle's Eye— 7,700 ft at  
Kicking Horse Mtn Resort  
Corks Restaurant -  
Kicking Horse Mtn Resort  
Truffle Pigs Cafe

#### **Jasper**

Jasper Park Lodge  
Tekarra Lodge  
Fiddle River  
The Pines  
La Fiesta

## **Ultimate Rocky Mountains 9 Days—cont**

**Day 5. Banff - Jasper.** Take the 93A towards the Icefields Centre at the Athabasca Glacier, you will see many view-points, all are spectacular. Especially don't miss Bow Summit & Peyto Lake. At Saskatchewan River Crossing turn off onto Highway 11 to the [Icefield Helicopter Tours](#), Cline River helipad. Take that picnic lunch on a special treat add on, to any sightseeing flight for a one hour stopover on any alpine lake or ridgeline. Finally drive onto the Athabasca Glacier and explore the Icefield Centre. At your leisure drive onto the townsite of Jasper. **Overnight Jasper.**



**Icefield Helicopter Sightseeing**



**Maligne Canyon**

**Day 6. Jasper.** Drive out to Maligne Canyon (about 15 mins east of Jasper) and hike the 3.7 km interpretive trail with foot bridges over and around the canyon. Continue driving to Maligne Lake, whose beauty is legendary. Take the 90min [boat cruise](#) with guided commentary (departs every hour in summer) and enjoy a short walk around the famous Sprit Island. Finish the day by driving out to Miette Hot Springs at dusk, where you may see wildlife along the road. Drive slowly and carefully! **Overnight Jasper.**

#### **Day 7. Jasper—Lake Louise. Mount Edith Cavell Hike.**

Drive 30 mins south of Jasper via the #93A and hike the switchback interpretive loop beginning on the Cavell Meadows Trail and return via the Path of the Glacier. Trek up to the alpine meadows with views of the Angel Glacier and Mt Edith Cavell. Drive South back on the 93, stopping at any viewpoints you missed on the way up. Drive back towards Moraine Lake and admire the Valley of the Ten Peaks well known and previously displayed on the Canadian \$20 bill.

**Overnight Lake Louise.**



**Mt Edith Cavell**





**Other Planning  
Resources & Friends**

**Parks Canada &  
Visitor Information  
Centres**

**Banff**  
224 Banff Ave

**Jasper**  
500 Connaught Drive

**Lake Louise**  
By the Samson Mall

## Ultimate Rocky Mountains 9 Days—cont



**Emerald Lake, Yoho National Park**



**Grizzly Bear Refuge**

**Day 8. Emerald Lake, Spiral Tunnels, Grizzly Bear Refuge.** Drive west on Highway 1 first stopping at Spirals Tunnels and watch for trains making the loop through the tunnels. Continue onto to Emerald Lake and hike around the lake (~2hr), peering up towards the Burgess Shale (UNESCO World Heritage restricted site), remembering that all this was once the sea bottom. Continue onto the Town of Golden and Kicking Horse Mountain Resort. Enjoy the gondola ride, sky lunch at Eagle's Eye Restaurant at 7,700 ft and a tour of the grizzly bear refuge for orphaned cubs\*. **Overnight Lake Louise.**



**Kicking Horse Mtn Resort**

**Day 9. Day trip to Banff.** Drive into Banff and follow the set Tour of Banff, stopping at Bow Falls, Surprise Corner, the Hoodoos and Lake Minnewanka. Take the [boat cruise](#), or if you want to be more active, [rent a mountain bike](#)\* or [canoe](#)\* for an hour or two out the short distance from town to Vermillion Lakes. **Don't forget to take your camera** – the changing colours on Mt Rundle make for a great sunset photo. Pick up some unique locally made souvenirs from the gift stores along Banff Ave. Finally if you are feeling energetic you could also fit in the short hike to Johnston Canyon (between Lake Louise and Banff on the Bow Valley Parkway) on the 1A back to Lake Louise.

**Overnight Lake Louise.**

**Day 10. Lake Louise.** A free morning to take the gondola ride\* for a final view of Lake Louise (perhaps some grizzly bears). A time to reflect and plan your next and much longer vacation in the Canadian Rockies.



## Accommodations

Listed are some of our preferred properties throughout the Canadian Rockies, please allow us to assist you if you require particular facilities at your hotel.

Please note that all packages can be customized to personal preferences such as trip length, activities and accommodation options (ie. So you can splurge for one special night) and still keep within budget.

Banff Accommodation Reservations reserves the right to offer alternative properties of equivalent or higher standard to those listed. Price modifications may apply if this occurs.



**Fairmont Chateau Lake Louise**

### Luxury Hotel Selections:

Deluxe properties with spectacular views and service. Multiple restaurants, bar/lounges, shopping, spa services, golfing, etc.

Fairmont Banff Springs Hotel  
Fairmont Chateau Lake Louise  
Fairmont Jasper Park Lodge  
Rimrock Resort Hotel  
Delta Lodge at Kananaskis



**Banff Caribou Lodge**

### Superior Hotel Selections:

Full amenity hotels with restaurants, bar/lounges, some with spa services.

Banff Caribou Lodge  
Banff Ptarmigan Inn  
**Brewster's Mountain Lodge**  
Deer Lodge—Lake Louise  
Lobstick Lodge—Jasper  
Delta Lodge at Kananaskis



**Deer Lodge—Lake Louise**

### Economical Hotel Selections:

Great value properties with limited onsite facilities.

**Bumper's Inn**—Banff  
Deer Lodge—Lake Louise  
Tekarra Lodge—Jasper  
Lobstick Lodge—Jasper  
Delta Lodge at Kananaskis